

Nordkap 70-F/1-Raum

Wandaußenmaß: 500 x 500 cm

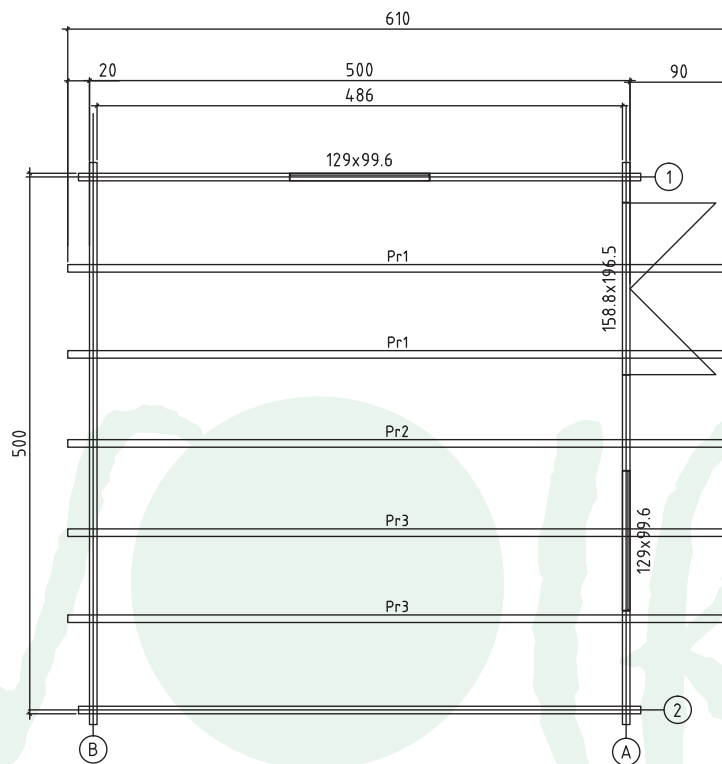
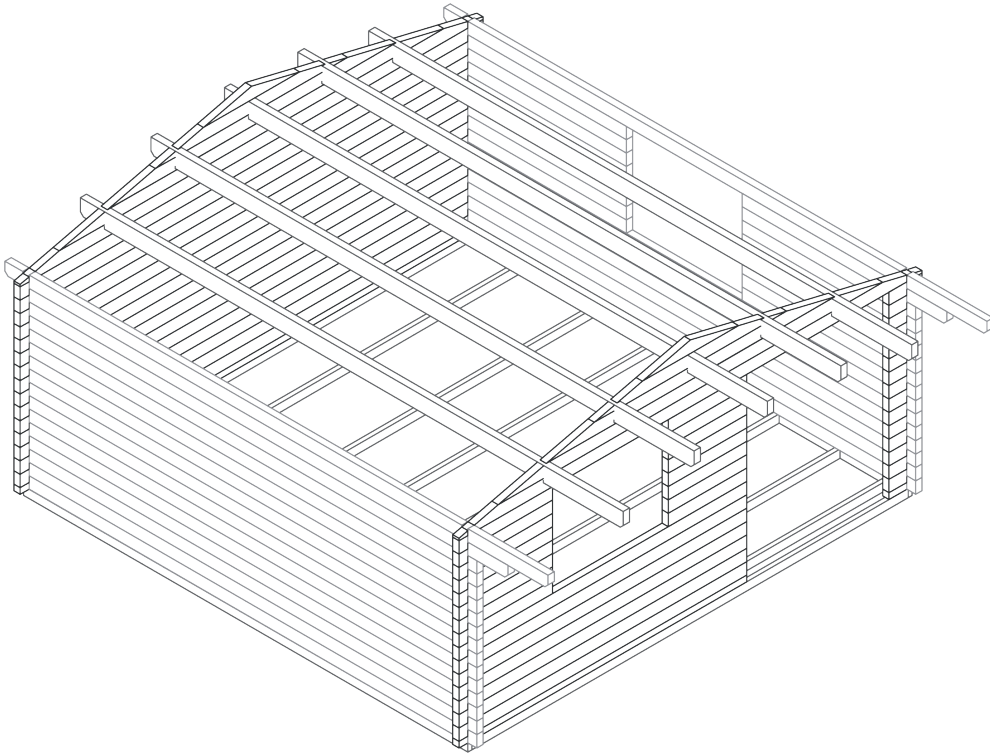
Bohlenstärke: 70 mm



Kontrolliert durch:

Achtung: Alle angegebenen Maße sind ca.-Maße!

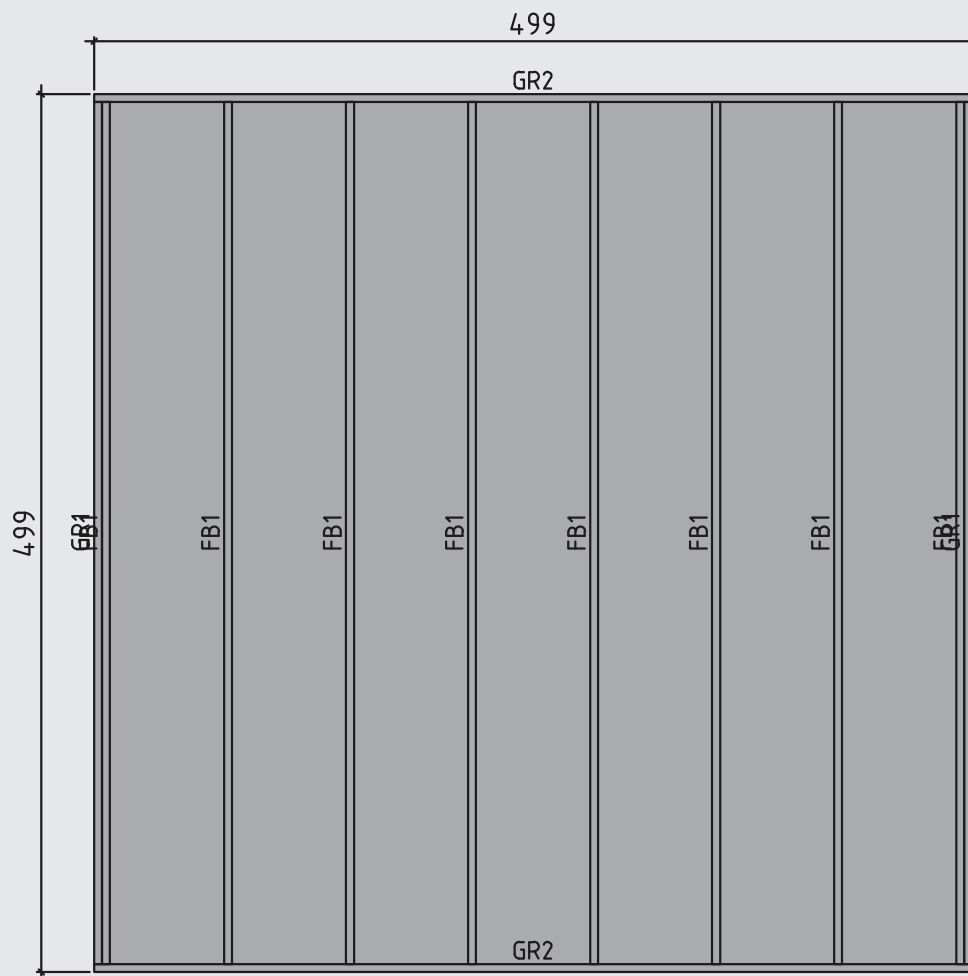
3D-Darstellung und Grundriss Nordkap 70-F/1-Raum



Lagerholzplan und Fundamentplan Nordkap 70-F/1-Raum





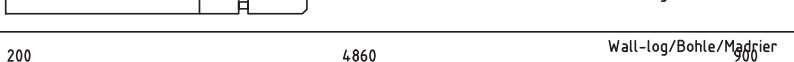





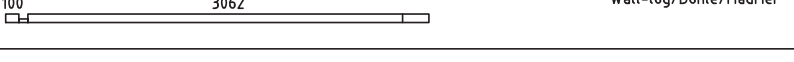

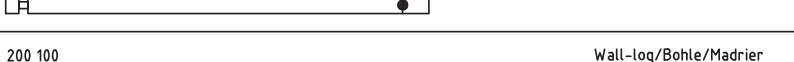



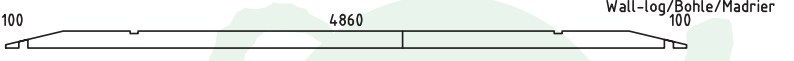


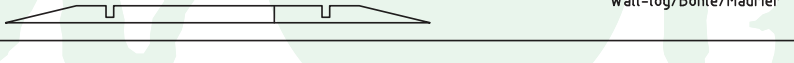





Wir empfehlen als Fundament für Ihr Gartenhaus eine vollflächig,
festgegründete gepflasterte oder betonierte Fläche.
Wahlweise ist auch ein Punkt- oder Streifenfundament möglich.

Frei wählbare Abstände aller innenliegender Fundamenthölzer.
Maximaler Abstand jedoch 65 cm.



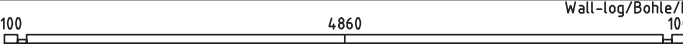
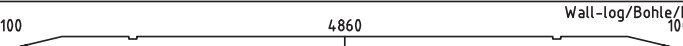


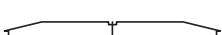
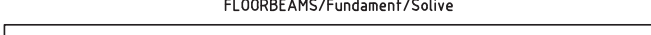

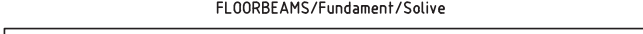
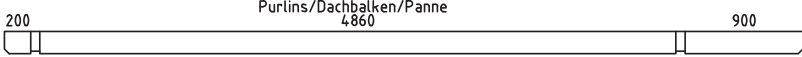
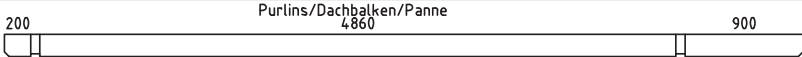
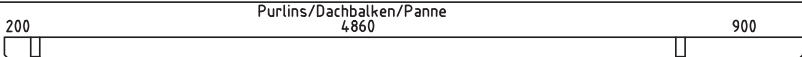










Teileliste 1

Nordkap 70-F/1-Raum

Pos	Nordkap /U-F	Arv	Profiil (mm)	LENGHT (mm)
001		1	70x130	5200
002		1	70x130	5200
003		5	70x130	5200
004		15	70x130	1950
005		1	70x130	2300
006		1	70x130	6100
007		1	70x130	5200
008		2	70x130	5200
009		26	70x130	5200
010		1	70x130	5550
011		1	70x130	6100
012		1	70x65	3232
013		1	70x65	370
014		1	70x130	3232
015		15	70x130	370
016		6	70x130	3232
017		8	70x130	1051
018		8	70x130	881
019		1	70x130	5200
020		7	70x123	510
021		1	70x130	3180
022		1	70x130	3240
023		4	70x54	225
024		1	70x130	1650
025		1	70x123	510

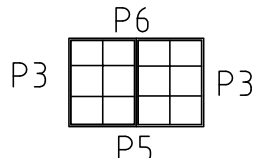
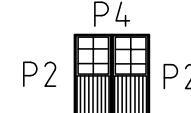
Teileliste 2

Nordkap 70-F/1-Raum

Pos	s Nordkap 70-F	Arv	Profil (mm)	LENGTH (mm)
026		1	70x65	5200
027		1	70x130	5200
028		1	70x130	3180
029		1	70x130	3240
030		1	70x130	1650
GR2	FLOORBEAMS/Fundament/Solive 	2	45x90	4990
GR1	FLOORBEAMS/Fundament/Solive 	2	45x90	4900
FB1	FLOORBEAMS/Fundament/Solive 	8	45x90	4900
Pr1	Purlins/Dachbalken/Panne 4860 	2	70x170	6100
Pr2	Purlins/Dachbalken/Panne 4860 	1	70x170	6100
Pr3	Purlins/Dachbalken/Panne 4860 	2	70x170	6100
	WINDOW 1290x996	2		
	DOOR 1588x1965	1		
1	Screws/Schrauben/Vis 5x100 mm- For fixing first row of wall logs /Fixierung des ersten Bohlenkranzes/Pour fixer les lames de plancher 	6		
2	Nails/Nägel/Clous 2.1x50 - For fixing floorboards/ Befestigung Fussbodenbretter/Pour fixer les lames de plancher 	495		
3	Nails/Nägel/Clous 2.1x50 - For fixing roofboards/ Befestigung Dachbretter/Pour fixer les voliges 	550		
4	Nails/Nägel/Clous 2.1x50 - For fixing floor edge trims/ Befestigung Fussleisten/Pour fixer les plinthes du plancher 	30		
5	Nails/Nägel/Clous 2.1x50 - For fixing roofing felt fillet/ Befestigung giebelabschlussbrett/Pour fixer la latte de finition de la couverture 	20		
6	Screws/Schrauben/Vis 3,5x50 mm- For fixing roof side boards and roof edge reinforcement Befestigung Traufenbretter und Traufleisten Pour fixer les planches de rive et le tasseau de front 	44		
7	Screws/Schrauben/Vis 3,5x50 mm- For fixing fascia boards and diamonds/ Befestigung Giebelblende und Raute Pour fixer les planches de rive et le diamant 	28		
8	Screws/Schrauben/Vis 3,5x50 mm- For fixing fwindow and door trims/ Befestigung Fenster und Türen/ Pour fixer les croisillons des fenestres et des portes 	68		
9	Metal storm Brace/Gewindestange/Tige filetee 10 mm 	5		
10	Shim/Nuts/Mutter ,U-Scheibe/Ecrou/Rondelle 10 mm For fixing storm braces/ Pour fixer les anti tempete/ Für Sturmleisten Pour fixer les croisillons des fenestres et des portes Metal storm Brace/Gewindestange/Tige filetee 10 mm KL1-2 M10 2,63 m 2 Screws 180 10pcs. KL3 M10 2,18 m 3 Plastic caps 5 pcs. 	5/5		

Teileliste 3

Nordkap 70-F/1-Raum

Specification for Nordkap 70 - F 70x130 mm					
POS	ST.	B	H	L	ERKLÄRUNG
FB1	Vt. spetsi				FLOORBEAMS
F2	23,61m ²	28		4855	FUSSBODENBRETTER 55/42/35
R1	5	70	170	6100	ROOFBEAMS
R2	34,52m ²	20		2830	Dachbretter 138/108/88
R3	4	20	120	3050	Frontboard
R4	4	45	65	3050	Frontboard fixing board
R5	4	20	120	3000	Girders facade
R6	4	20	90	3000	Topboard
WN29	2	1290	996		
DR15	1	1588	1965		 External door
P1	20 m	20	40		Floor edge trim
P2	4	20	90	1945	Fixing boards for door
P3	8	20	90	1100	Fixing boards for door and WN29
P4	2	20	90	1890	Fixing boards for door DR 15
P5	4	20	90	1250	Fixing boards for windows WN29
P6	4	20	90	1590	Fixing boards for windows WN29

Wandpläne 1, 2, A und B Nordkap 70-F/1-Raum

