

Nordkap 70-C

Wandaußenmaß: 390 x 390 cm

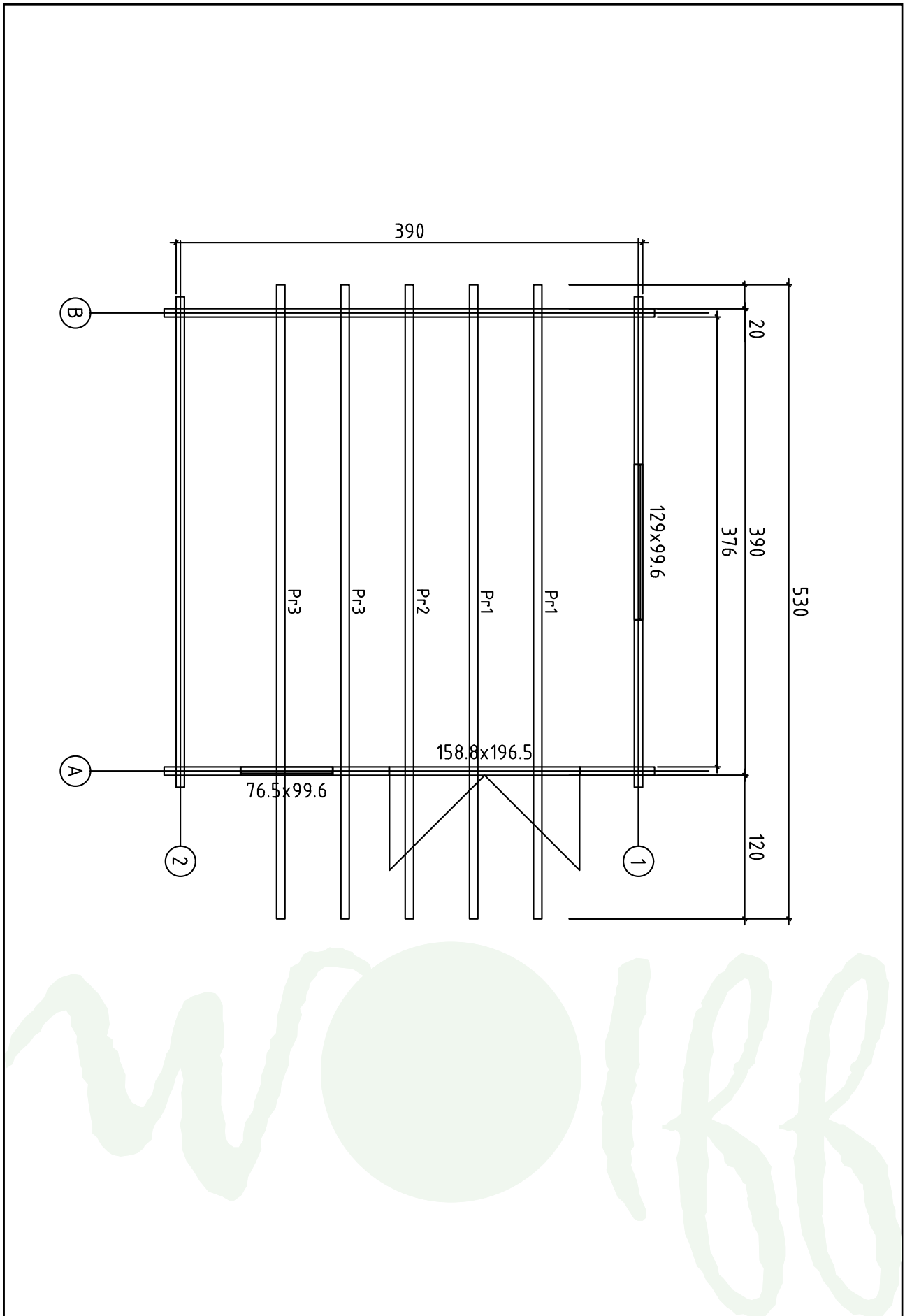
Bohlenstärke: 70 mm



Kontrolliert durch:

Achtung: Alle angegebenen Maße sind ca.-Maße!

Grundriss Nordkap 70-C

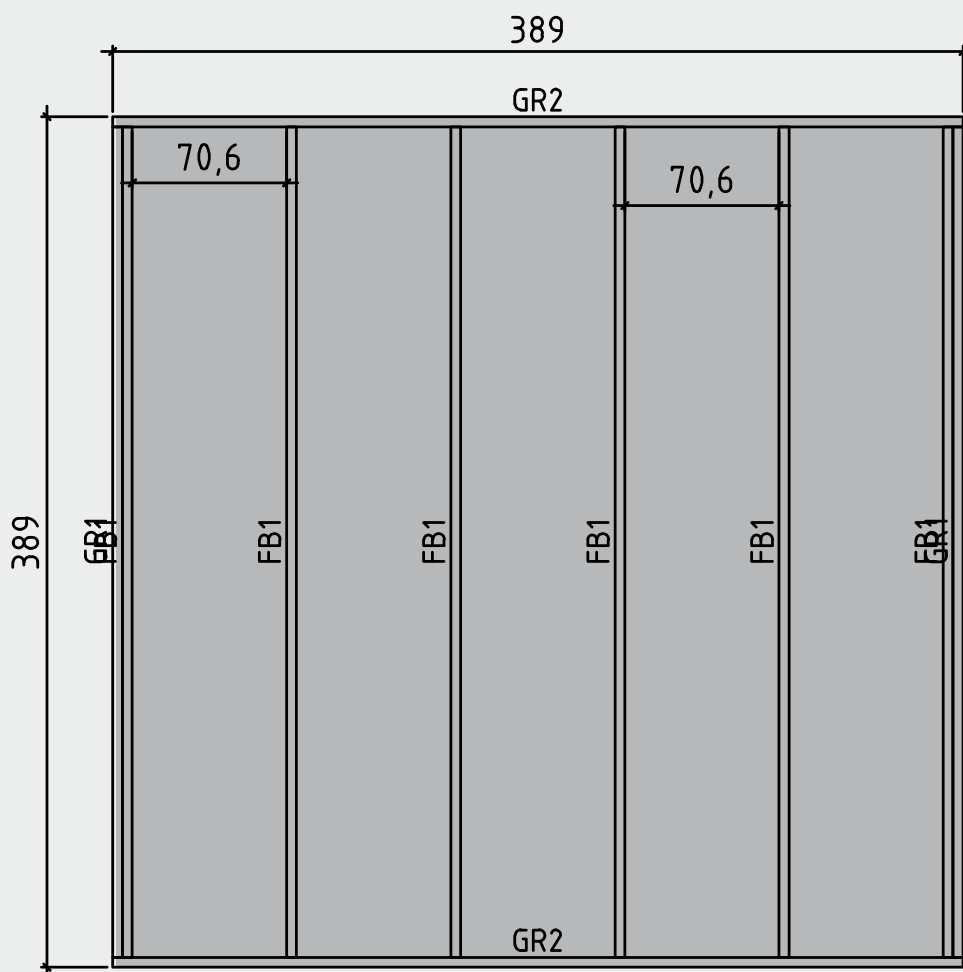


Lagerholzplan und Fundamentplan Nordkap 70-C

Wir empfehlen als Fundament für Ihr Gartenhaus eine vollflächig,
festgegründete gepflasterte oder betonierte Fläche.

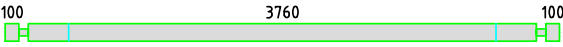
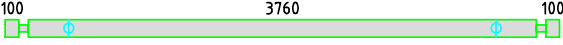
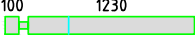









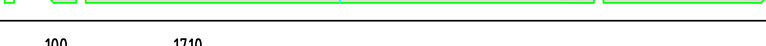












Wahlweise ist auch ein Punkt- oder Streifenfundament möglich.

Frei wählbare Abstände aller innenliegender Fundamenthölzer.
Maximaler Abstand jedoch 65 cm.
























Teileliste 1

Nordkap 70-C

Pos		Arv	Profile (mm)	LENGHT (mm)
001		6	70x130	4100
002		1	70x130	4100
003		13	70x130	1400
004		1	70x130	1600
005		1	70x130	1850
006		1	70x130	2100
007		1	70x130	5300
008		25	70x130	4100
009		2	70x130	4100
010		1	70x130	4300
011		1	70x130	4550
012		1	70x130	4800
013		1	70x130	5300
014		1	70x65	1880
015		1	70x65	622
016		1	70x130	1880
017		15	70x130	622
018		6	70x130	1880
019		8	70x130	638
020		8	70x130	468
021		1	70x130	4100
022		11	70x123	507
023		1	70x130	2089
024		1	70x130	1014
025		1	70x123	507











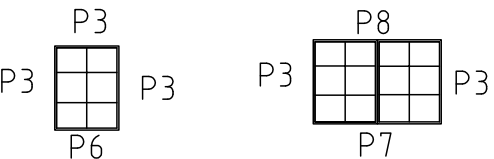
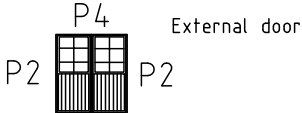













Teileliste 2

Nordkap 70-C

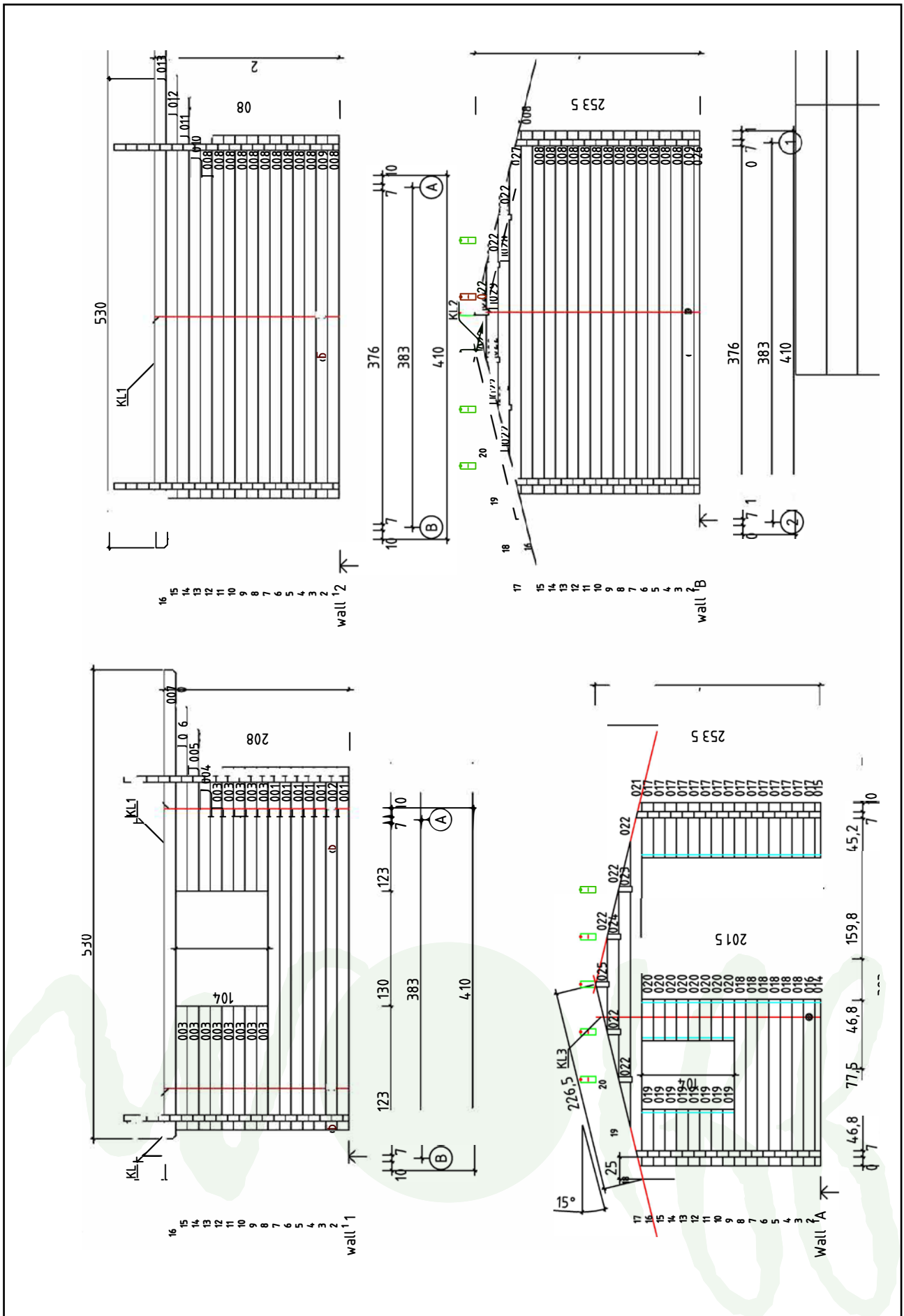
Pos		Arv	Profile (mm)	LENGHT (mm)
026		1	70x65	4100
027		1	70x130	4100
028		1	70x130	2089
029		1	70x130	1014
GR2	GROUNDFRAME 	2	45x90	3890
GR1	GROUNDFRAME 	2	45x90	3800
FB1	FLOORBEAMS 	6	45x90	3800
Pr1	Purlins 	2	70x170	5300
Pr2	Purlins 	1	70x170	5300
Pr3	Purlins 	2	70x170	5300
	WINDOW 1290x996	1		
	WINDOW 765x996	1		
	DOOR 1588x1965	1		
1	Screws/Schrauben/Vis 5x100 mm- For fixing first row of wall logs /Fixierung des ersten Bohlenkranzes/Pour fixer les lamesde plancher 	6		
2	Nails/Nägel/Clous 2.5x50 - For fixing floorboards/ Befestigung Fussbodenbretter/Pour fixer les lames de plancher 	360		
3	Nails/Nägel/Clous 2.5x50 - For fixing roofboards/ Befestigung Dachbretter/Pour fixer les voliges 	500		
4	Nails/Nägel/Clous 2.5x50 - For fixing floor edge trims/ Befestigung Fussleisten/Pour fixer les plinthes du plancher 	30		
5	Nails/Nägel/Clous 2.5x50 - For fixing roofing felt fillet/ Befestigung giebelabschlussbrett/Pour fixer la latte de finition de la couverture 	20		
6	Screws/Schrauben/Vis 2,5x50 mm- For fixing roof side boards and roof edge reinforcement Befestigung Traufenbretter und Traufenleisten Pour fixer les planches de rive et le tasseau de refront 	44		
7	Screws/Schrauben/Vis 2,5x50 mm- For fixing fascia boards and diamonds/ Befestigung Giebelblende und Raute Pour fixer les planches de rive et le diamant 	28		
8	Screws/Schrauben/Vis 2,5x50 mm- For fixing fwindow and door trims/ Befestigung Fenster und türen/ Pour fixer les croisillons des fenetres et des portes 	44		
9	Metal storm Brace/Gewindestange/Tige filetee 10 mm 	5		
10	Shim;Nuts/Mutter ,U-Scheibe/Ecrou;Rondelle 10 mm For fixing storm braces/ Pour fixer les anti tempete/ Für Sturmleisten Pour fixer les croisillons des fenetres et des portes 	5		
	Metal storm Brace/Gewindestange/Tige filetee 10 mm 			
	KL1 M10 2,51 1 Plastic caps 5 pcs, KL2 M10 2,63 1 Screws 180 10 pcs. KL3 M10 2,18 3			

Teileliste 3 Nordkap 70-C

Specification for Nordcap C 70x130 mm

POS	ST.	B	H	L	ERKLÄRUNG	
F2	14,13 m ²	28		3755	 Fussbodenbretter	45/34/28
R2	23,96 m ²	20		2260	 Dachbretter	125/95/73
R3	2	20	120	5300	 Traufenbretttert	
R4	2	45	65	5300	 Traufenbretter	
R5	4	20	120	2500	 Giebelblende	
R6	4	20	90	2500	 Giebelblende	
WN07 WN13	1 1	765 1290	996 996			
DR16	1	1588	1965			
P1	20 m	20	40		 Fussbodenleiste	
P2	4	20	90	1945	 Türleiste DR 16	
P3	10	20	90	1200	 Türleiste und Fensterleiste DR 16; WN 07	
P4	2	20	90	1990	 Türleiste DR 16	
P6	2	20	90	725	 Fensterleiste WN07	
P7	2	20	90	1250	 Fensterleiste WN013	
P8	2	20	90	1690	 Fensterleiste WN13	

Wandpläne 1, 2, A und B Nordkap 70-C



Detail Nordkap 70-C

